



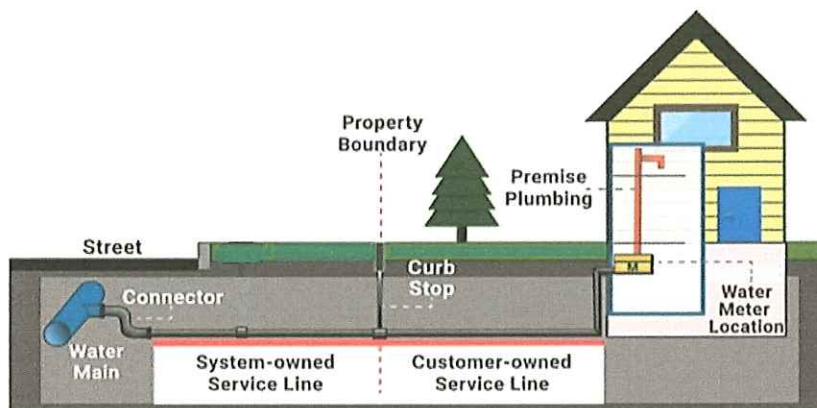
Borough of Quakertown  
35 North Third Street  
Quakertown, Pennsylvania 18951-1476

P: 215-536-5001  
F: 215-536-8830  
www.quakertown.org

## Water Service Line Inventory – Customer Survey

As part of the Lead and Copper Rule Revisions (LCRR), the Environmental Protection Agency (EPA) **requires** the development of an inventory of all service line materials (both publicly and privately owned portions) in the water system. That's where we need your help! **Quakertown Water Department requests you confirm the material of your water line by completing this survey form and returning it as soon as possible with a photo for our records.**

### Determining Your Service Line Material



**YOU WILL NEED:** Key or coin and a strong magnet.

**WHAT TO DO:**

1. Locate the service line pipe as it enters your home from an exterior wall or floor.
2. If the pipe is a dull, silver-gray color, carefully scratch the pipe (like you would a lottery ticket) with a key or coin. Take care not to make a hole in the pipe. If the scratch turns a shiny silver color, it could be lead or steel.
3. Place the strong magnet on the pipe. If a magnet sticks, it is a steel pipe.

#### **If you find lead pipes:**

There is no safe level of lead in drinking water. If you have lead pipes you should take actions to reduce your exposure to lead in water and plan for replacement of the service line. Visit <https://www.epa.gov/ground-water-and-drinking-water> for EPA's Lead in Drinking Water information.

- over -

*The Heart of Upper Bucks County*

Please complete the brief survey below to confirm your water service line information. Return the completed survey form and a photo of your service line to us as soon as possible.

### SECTION 1 – GENERAL INFORMATION

Date Survey Completed: \_\_\_\_\_

Physical street address (do not list P.O. Box): \_\_\_\_\_

Name: \_\_\_\_\_

Phone Number: \_\_\_\_\_ Email Address (optional): \_\_\_\_\_


Home/building build date: \_\_\_\_\_



Are you aware of any water service line replacement or repairs:  Yes  No


If yes, please describe: \_\_\_\_\_

### SECTION 2 – SERVICE LINE IDENTIFICATION



**Lead Pipe**   
\*A magnet will not stick to a lead pipe.  
\*Scratch the pipe with a coin. If the area scraped is shiny silver & flakes off, the service line is lead.

**Copper Pipe**   
\*A magnet will not stick to a copper pipe.  
\*Scratch the pipe with a penny.   
If the area scraped is copper in color, your service line is copper.

**Galvanized Steel Pipe**   
\*If a magnet sticks to the surface, your service line is galvanized steel.  
\*A scratch test is not needed. If you scratch the pipe, it will remain a dull gray.

What is the material of the service line pipe entering your home/building:

Copper  Plastic  Galvanized iron or steel  Lead  Other/Unknown

How did you determine the material?

Scratch/Magnet Test  Visual  Plumber or other, qualified professional

If you need assistance locating your service line or determining its material, please call the Quakertown Water Department to schedule a free site visit during regular business hours at (215)-536-5855.

**Don't forget to include a photo of your service line with this survey!** We appreciate your assistance with completion of this Federally mandated task. Please understand that we are required to document every service line in the water system. **Any locations still outstanding will be required to allow a Borough representative to enter and document the pipe material entering the house.**

Return by mail to: Audrey Wood, E.I.T of Cowan Associates, Inc.  
120 Penn-Am Drive, Quakertown, PA 18951  
Telephone: 215-536-7075

Return by email: [qbwaterinventory@cowanassociates.com](mailto:qbwaterinventory@cowanassociates.com)